



ಬೃಹತ್ ಬೆಂಗಳೂರು ಮಹಾನಗರ ಪಾಲಿಕೆ
Bruhat Bengaluru Mahanagara Palike



BBMP COVID-19 WAR ROOM 10.10.2022



OVERVIEW OF COVID-19 IN BENGALURU

CASE TRENDS ACTIVE CASES **2,414**

<u>Confirmed Cases</u>	<u>Recovered Cases</u>	<u>Death Cases</u>
63	3	0
18,72,466 #	18,53,064 #	16,988 #

HOSPITALIZATION **4**

<u>ICU – V</u>	<u>ICU</u>	<u>HDU</u>	<u>General</u>
-	-	-	4

INCLUDES GOVT. QUOTA AND PRIVATE WALK-IN HOSPITALIZATION

VACCINATION **105** 2,04,60,255 #

<u>First Dose</u>	<u>Second Dose</u>	<u>Precaution Dose</u>
3	10	92
96,74,844 #	94,72,242 #	13,13,169 #

TRIAGING

MTU

2

ACTIVE CLUSTERS

0

Budding Clusters (<5 Cases)

0

Clusters (> 5 cases)

0

TESTING **1,285** 3,19,04,836 #

<u>Positivity : 2.20%</u>	<u>RAT</u>	<u>RTPCR</u>
<small>*FOR LAST 7 DAYS</small>	127	1,158

Tele Triage

61

: indicates cumulative numbers till date



ABSTRACT OF COVID-19 SCENARIO IN BENGALURU

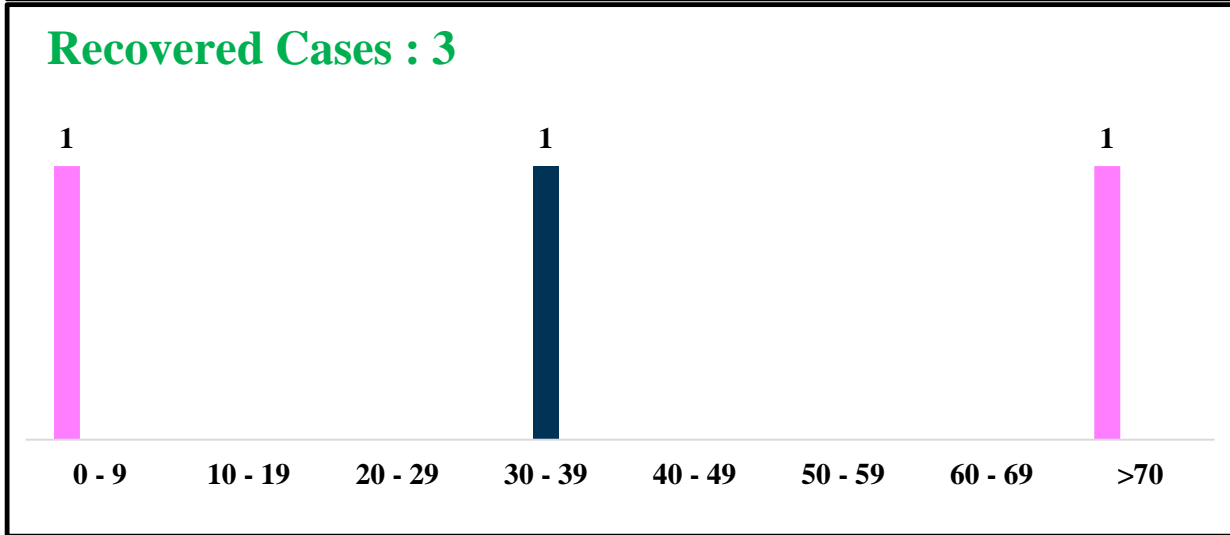
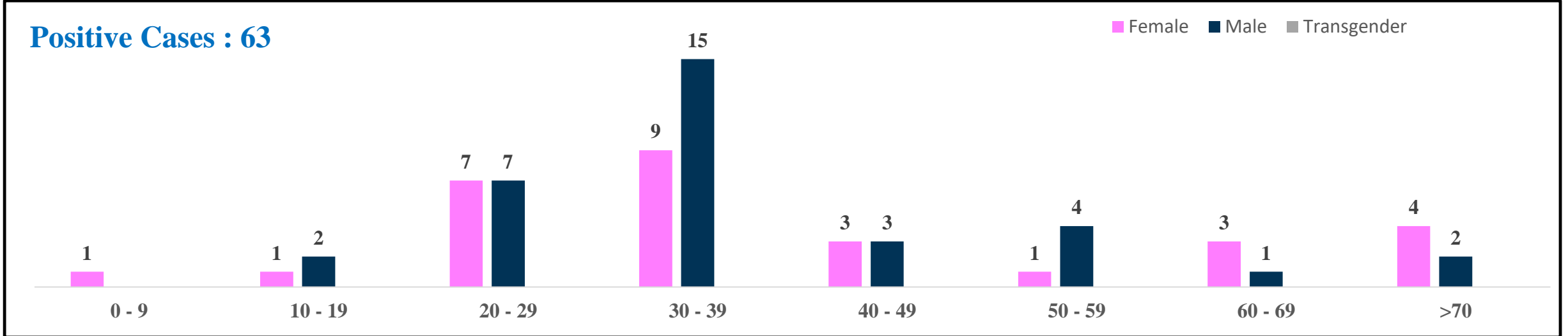


	MALE			FEMALE			TRANSGENDER			TOTAL		
	Last 24 Hours	Last 7 Days	Cumulative	Last 24 Hours	Last 7 Days	Cumulative	Last 24 Hours	Last 7 Days	Cumulative	Last 24 Hours	Last 7 Days	Cumulative
Positive Cases	34	199	11,03,551	29	174	7,68,023	0	0	196	63	373	18,72,466
Recovered Cases	1	137	10,91,214	2	97	7,61,756	0	0	187	3	234	18,53,064
Death Cases	0	0	10,759	0	0	6,225	0	0	4	0	0	16,988
Total Tests Done	In Last 24 hrs. : 1,285			In last 7 days : 16,953			Cumulative : 3,19,04,836					
Vaccine Doses Administered	In Last 24 hrs. : 105			In last 7 days : 2,802			Cumulative : 2,04,60,255					
ACTIVE CASES									2,414			

*Covid deaths occurred today : 00 | Covid deaths occurred beyond last 24hrs., reported today : 00



LAST 24 HOURS AGE GROUP AND GENDER WISE DISTRIBUTION

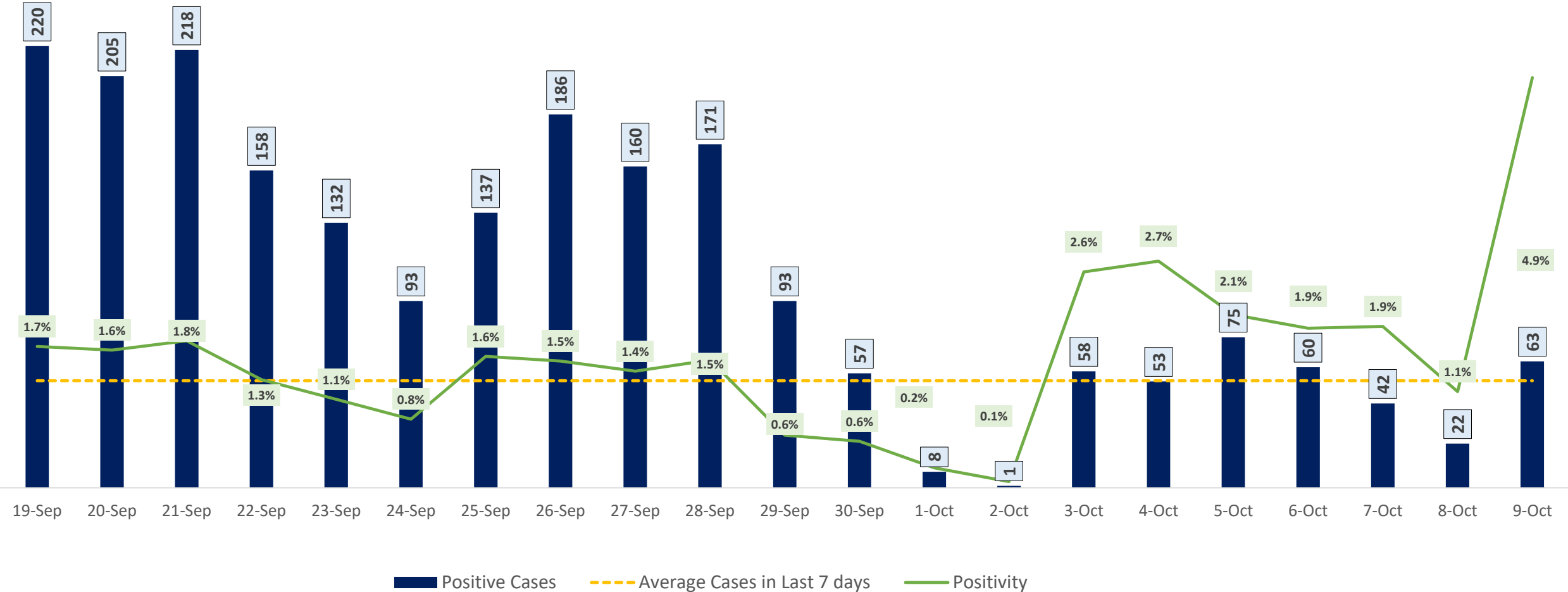




POSITIVITY RATE OF BENGALURU – LAST 21 DAYS



Average Cases in Last 7 days : 53

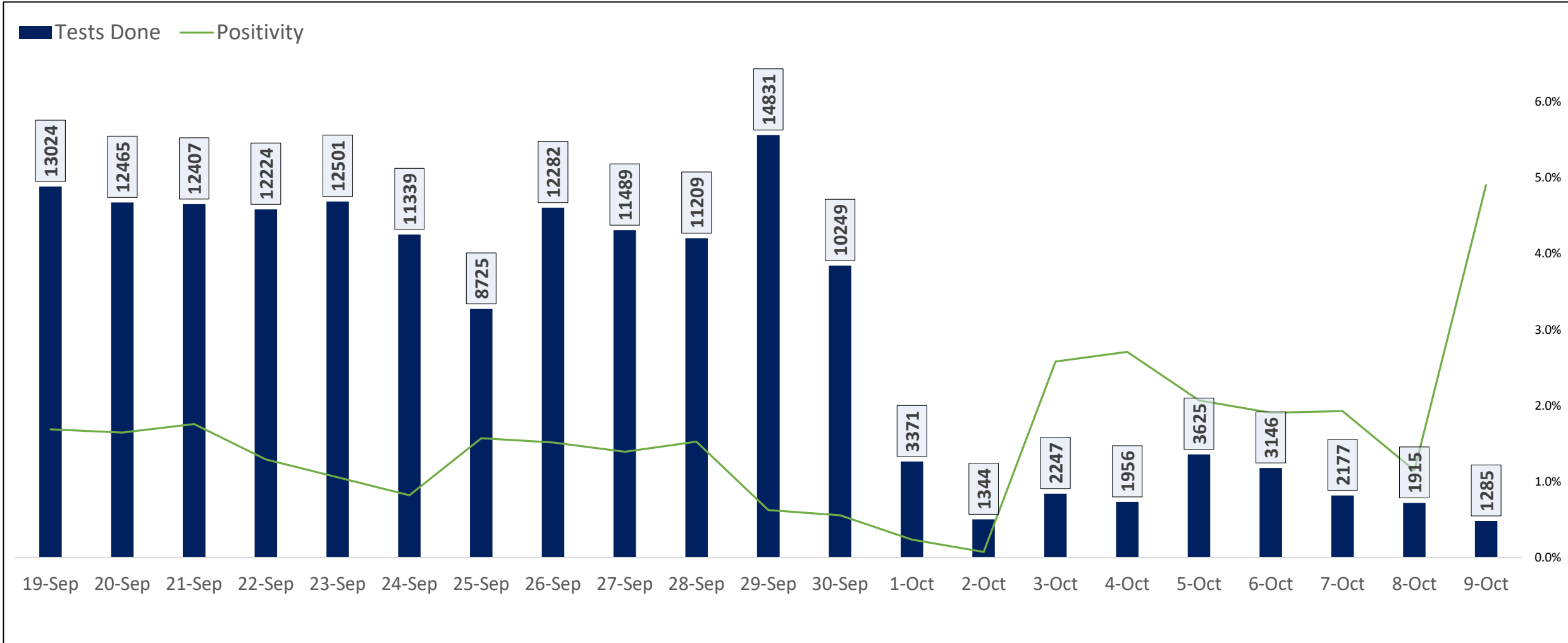




TESTING TRENDS IN BENGALURU

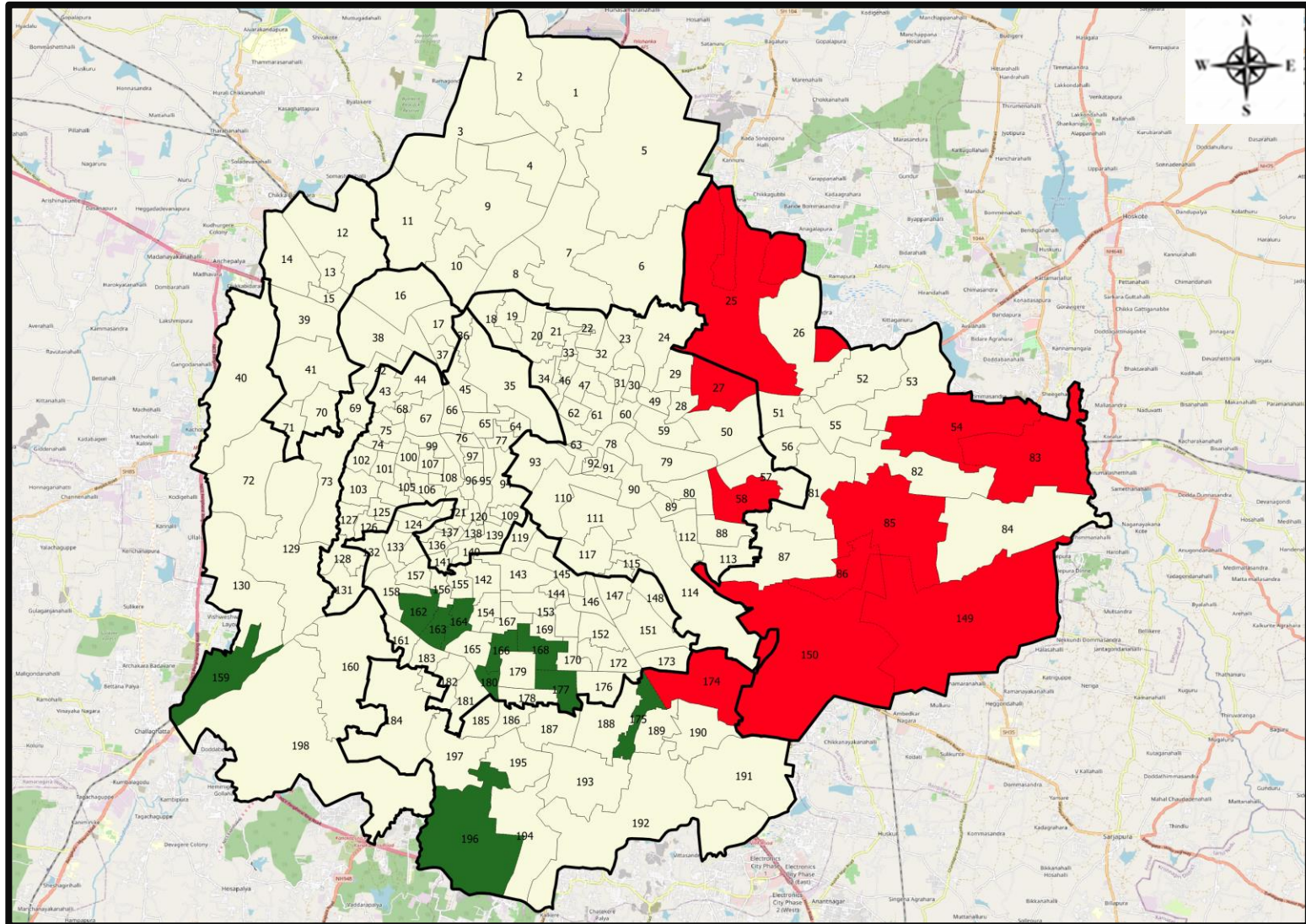


Total Test Conducted Till Date	Test Conducted Last 24 hours	Last 7 Days Average
3,19,04,836	1,285	2,422





BENGALURU URBAN MAP SHOWING TREND OF POSITIVE CASES IN LAST 7 DAYS



Top 10 wards reporting highest number of positive cases in last 7 days

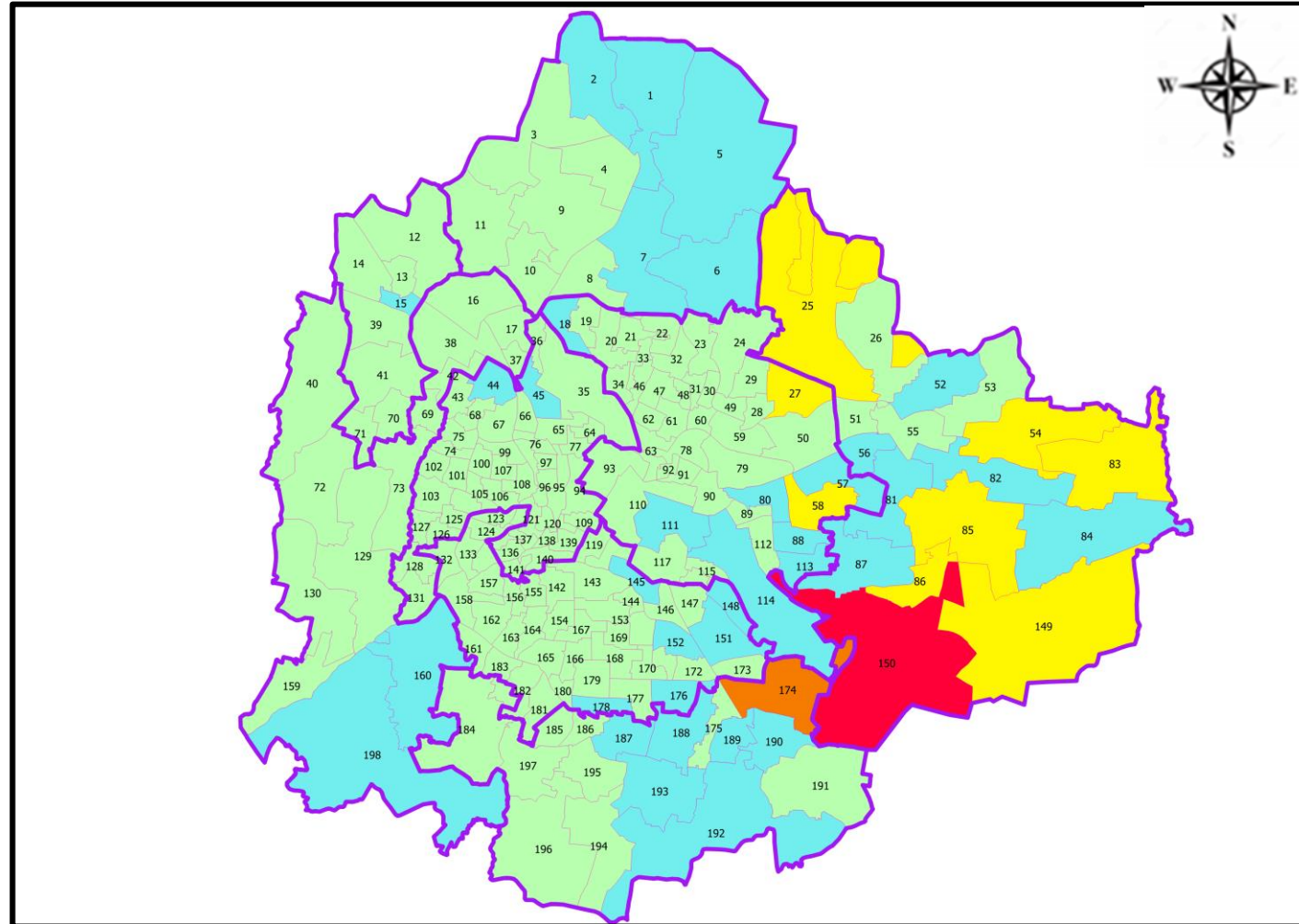
Ward No.	Ward Name	Daily Cases Average
150	Bellanduru	7
174	HSR Layout	4
85	Dodda Nekkundi	3
83	Kadugodi	3
25	Horamavu	3
86	Marattahalli	2
27	Banasavadi	2
58	New Tippasandra	2
149	Varthuru	2
54	Hudi	2







Top 10 wards reporting least number of positive cases in last 7 days

Ward No.	Ward Name	Daily Cases Average
159	Kengeri	0
162	Girinagara	0
163	Katriguppe	0
164	Vidyapeeta Ward	0
166	Karisandra	0
168	Pattabhiram Nagar	0
175	Bommanahalli	0
177	J P Nagar	0
180	Banashankari Temple Ward	0
196	Anjanapura	0



BENGALURU MAP SHOWING INTENSITY OF POSITIVE CASES IN LAST 7 DAYS



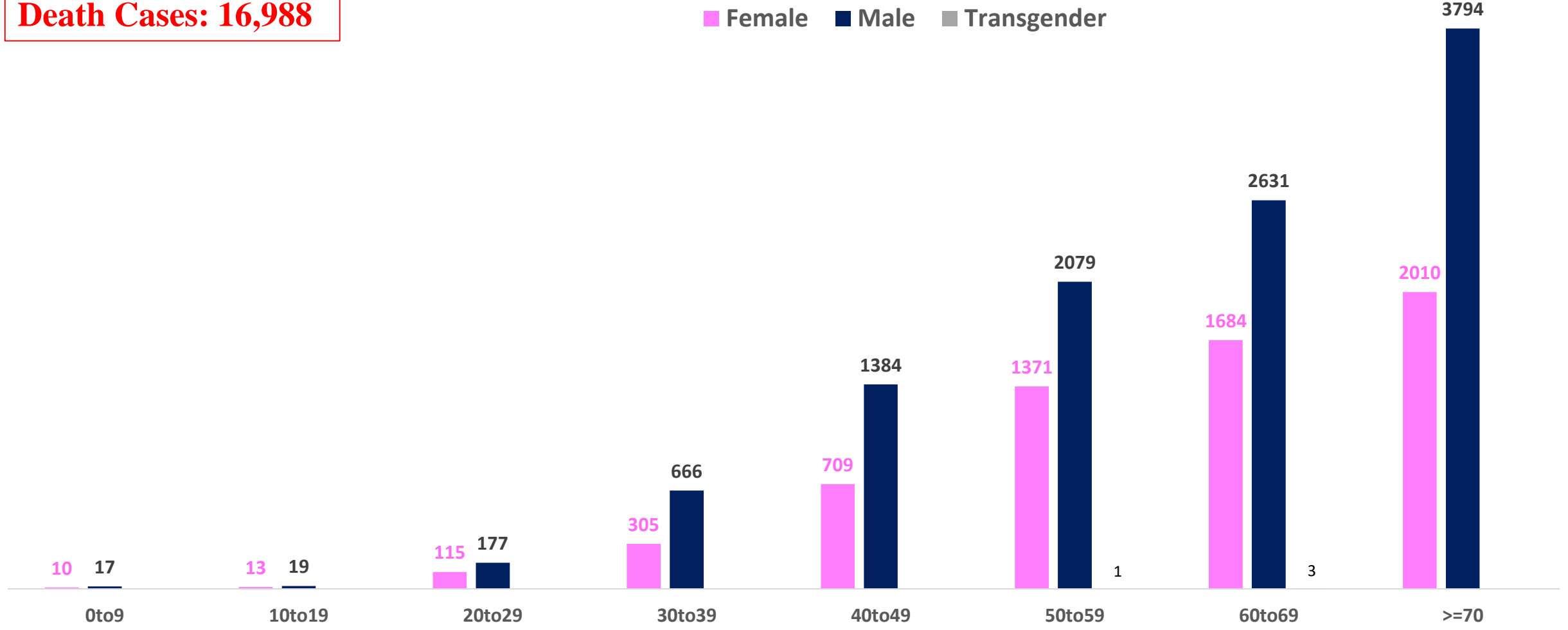
-  **Level 1 : 0 to 3 Cases**
-  **Level 2 : 3 to 10 Cases**
-  **Level 3 : 10 to 20 Cases**
-  **Level 4 : 20 to 50 Cases**
-  **Level 5 : More than 50 Cases**
-  **Zone Boundaries**



AGE AND GENDER WISE DISTRIBUTION OF DEATH CASES



Death Cases: 16,988





COVID-19 SCENARIO IN BENGALURU AND OTHER METROPOLITIAN CITIES



CITY NAME	Positive Cases	Active Cases	Recovered	Deceased	Vaccine Doses Administered
New Delhi	20,04,120	385	19,77,230	26,505	3,72,85,468
Bengaluru*	18,72,466	2,414	18,53,064	16,988	2,37,47,936
Mumbai	11,50,420	862	11,29,823	19,735	2,21,24,173
Chennai	7,91,348	2,265	7,80,013	9,070	1,13,72,796

Source : <https://dashboard.cowin.gov.in/> at 4:00pm (10.10.2022)
Source : <https://www.covid19bharat.org/> at 4:00pm (10.10.2022)

*includes BBMP & Bengaluru Urban



SNAPSHOT OF COVID-19 CASES IN BENGALURU URBAN



**Total Wards With
< =10 Cases* :
186**

**Tests Conducted
on 09.10.2022:
1,285**

**Recovery
Rate*:
98.96%**

**Total
Active Cases :
2,414**

**Total Vaccinated
on 09.10.2022:
105**

**Positivity
Rate* :
2.28%**

**Active
Rate*:
0.13%**

**Case
Fatality Rate* :
0.00%**





*Total positive cases In the past 7 days

*CFR and positivity is for Past 7 days



ಬೃಹತ್ ಬೆಂಗಳೂರು ಮಹಾನಗರ ಪಾಲಿಕೆ
Bruhat Bengaluru Mahanagara Palike



Download BBMP Bulletin	https://apps.bbmpgov.in/covid19/mediabulletin.php
To register for vaccination :	https://selfregistration.cowin.gov.in/
BBMP COVID19 Dashboard:	https://apps.bbmpgov.in/covid19/
Follow us on:	 www.facebook.com/bbmp.comm1/
	 twitter.com/BBMPCOMM
	  BBMPSplHealth

Issued by:

Honorable Chief Commissioner, BBMP
Special Commissioner Health & IT, BBMP
MD, Bengaluru Smart City Limited

THANK YOU !



75 ಸ್ವಾತಂತ್ರ್ಯ ಅಮೃತಮಹೋತ್ಸವ

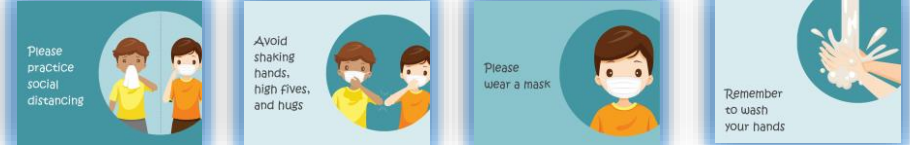
ಅರೋಗ್ಯ ಮತ್ತು ಕುಟುಂಬ ಕಲ್ಯಾಣ ಇಲಾಖೆ

ಇನ್ನೂ ಇಲ್ಲ. ಕೋವಿಡ್ ನಮ್ಮ ನಡುವೆ ಇನ್ನೂ ಇದೆ. ನಾವು ಮಾಸ್ಕ್ ಧರಿಸುವುದನ್ನು ಮುಂದುವರಿಸಬೇಕು, ದೈಹಿಕ ಅಂತರವನ್ನು ಕಾಯ್ದುಕೊಳ್ಳಬೇಕು ಮತ್ತು ಕೈಗಳ ನೈರ್ಮಲ್ಯವನ್ನು ಕಾಪಾಡಿಕೊಳ್ಳಬೇಕು. ಇದು ನಮ್ಮೆಲ್ಲರ ಐವಾಬ್ದಾಲಿ.

ಯಾಕೆ ಎಲ್ಲರೂ ಮಾಸ್ಕ್ ಧರಿಸಿಲ್ಲ. ಕೋವಿಡ್ ಕೊನೆಗೊಂಡಿದೆಯೇ?

ಮಾಸ್ಕ್ ಧರಿಸಿ | ದೈಹಿಕ ಅಂತರ ಪಾಲಿಸಿ | ಕೈಗಳ ಸ್ವಚ್ಛತೆ ಕಾಪಾಡಿಕೊಳ್ಳಿ | ಗುಂಪು ಸೇರುವುದನ್ನು ತಪ್ಪಿಸಿ | ಸ್ವಯಂಕ್ಷೇಪಕವಾಗಿ ಲಸಿಕೆ ಪಡೆಯಿರಿ

ಹೆಚ್ಚಿನ ಮಾಹಿತಿಗಾಗಿ 24X7 ಉಚಿತ ಅರೋಗ್ಯ ಸಹಾಯವಾಣಿ 104 ಕ್ಕೆ ಕರೆ ಮಾಡಿ | ಎಲ್ಲರಿಗೂ ಅರೋಗ್ಯ ಎಲ್ಲೆಡೆಯೂ ಅರೋಗ್ಯ



Please practice social distancing

Avoid shaking hands, high fives, and hugs

Please wear a mask

Remember to wash your hands